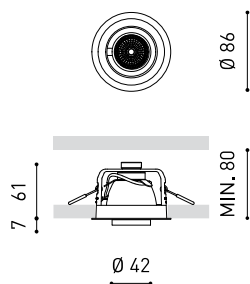
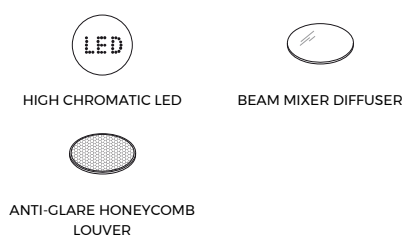




Dimensions



Accessories



Awards



PRODUCT

Name	POP UP 20° 4000K NT
Reference	A2782112NT
Color	Textured black
RAL	9005
Category	CEILING RECESSED

LIGHT SOURCE

Type	LED
Gross luminous flux	660 lm
Colour temperature	4000 K
Chromatic stability	MacAdam Step 2
Colour Rendering Index	CRI>90
Power	6,5 W
Current	700 mA
Efficacy	102 lm/W
LED lifespan	L90B10 >55.000h
Energy efficiency class	F

LIGHTING FIXTURE | PHOTOMETRIC DATA

Lighting efficiency	92%
Light beam angle	20°

LIGHTING FIXTURE | ELECTRICAL DATA

Driver	Included - Connected
Power values of the system	8,62 W
Frequency	50/60 Hz
Dimming	No Dim
Electrical insulation class	□

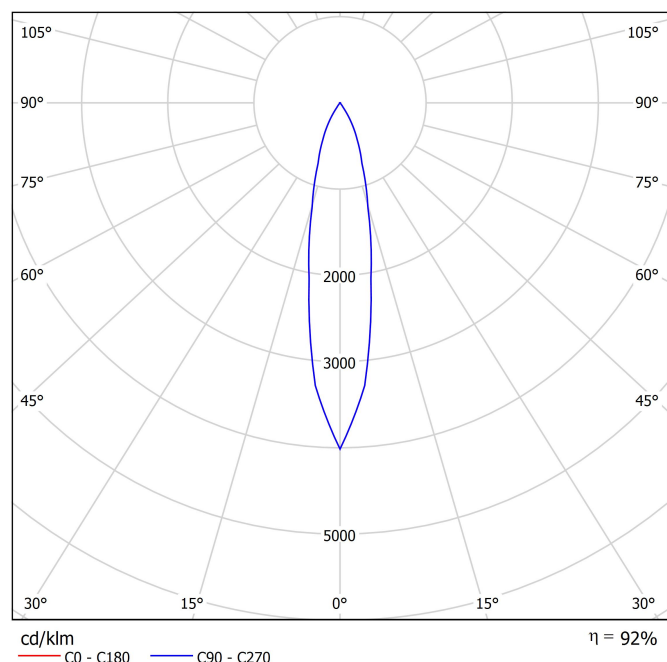
OTHER DATA

Sealing	IP20
Wireless control	Please Consult
Recess measurements	Ø79 mm
Swivel angle	90°
Rotation angle	355°
Weight	365 g
Packaged weight	446 g
Packaging dimensions	159 x 138 x 86 mm
Units per package	1
Materials	Aluminium / Polycarbonate

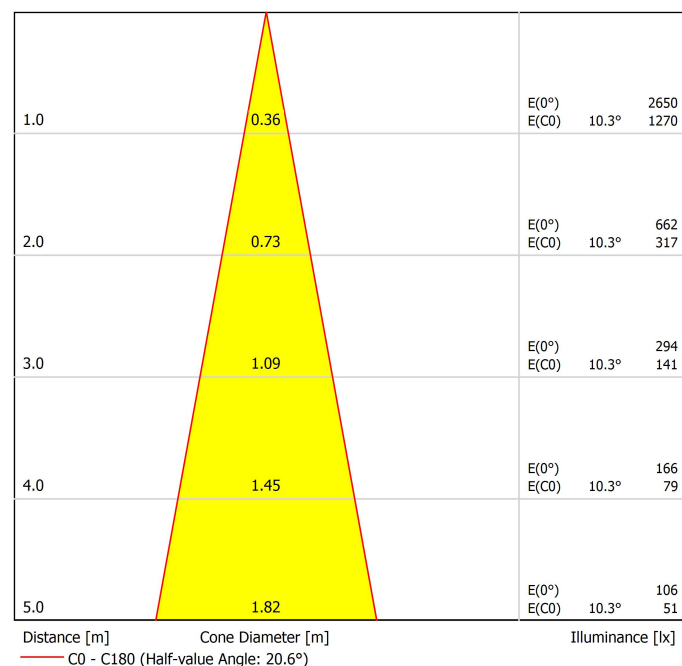


Pop Up is one of the smallest recessed spotlights in the world. It combines its small format with formal minimalism to achieve the perfect luminaire for projects that require the least possible space invasion. Pop Up is able to render a luminous flux that allows it to undertake accent lighting functions from the ceiling. It can be moved in practically all the degrees of freedom, as it rotates 355° and can tilt at 90° (unlike the majority of other recessables on the market). It can be easily and smoothly moved by hand.

Polar diagram











Conical diagram



UGR

Glare Evaluation According to UGR												
ρ Ceiling		70	70	50	50	30	70	70	50	50	30	
ρ Walls		50	30	50	30	30	50	30	50	30	30	
ρ Floor		20	20	20	20	20	20	20	20	20	20	
Room Size X Y		Viewing direction at right angles to lamp axis					Viewing direction parallel to lamp axis					
2H	2H	6.1	6.8	6.4	7.0	7.2	6.1	6.8	6.4	7.0	7.2	
	3H	9.7	10.3	10.0	10.5	10.8	9.7	10.3	10.0	10.5	10.8	
	4H	11.4	12.0	11.7	12.2	12.5	11.4	12.0	11.7	12.2	12.5	
	6H	13.1	13.7	13.5	14.0	14.2	13.1	13.7	13.5	14.0	14.2	
	8H	14.1	14.6	14.4	14.9	15.2	14.1	14.6	14.4	14.9	15.2	
	12H	15.1	15.6	15.4	15.9	16.2	15.1	15.6	15.4	15.9	16.2	
4H	2H	7.3	7.9	7.6	8.1	8.4	7.3	7.9	7.6	8.1	8.4	
	3H	11.0	11.5	11.4	11.8	12.1	11.0	11.5	11.4	11.8	12.1	
	4H	12.9	13.3	13.2	13.6	13.9	12.9	13.3	13.2	13.6	13.9	
	6H	14.7	15.1	15.1	15.5	15.8	14.7	15.1	15.1	15.5	15.8	
	8H	15.8	16.1	16.2	16.4	16.8	15.8	16.1	16.2	16.4	16.8	
	12H	16.9	17.2	17.3	17.6	18.0	16.9	17.2	17.3	17.6	18.0	
8H	4H	13.6	13.9	14.0	14.3	14.7	13.6	13.9	14.0	14.3	14.7	
	6H	15.7	16.0	16.2	16.4	16.8	15.7	16.0	16.2	16.4	16.8	
	8H	16.9	17.1	17.4	17.5	18.0	16.9	17.1	17.4	17.5	18.0	
	12H	18.3	18.4	18.7	18.9	19.4	18.3	18.4	18.7	18.9	19.4	
12H	4H	13.8	14.0	14.2	14.4	14.9	13.8	14.0	14.2	14.4	14.9	
	6H	16.0	16.2	16.5	16.6	17.1	16.0	16.2	16.5	16.6	17.1	
	8H	17.3	17.5	17.8	17.9	18.4	17.3	17.5	17.8	17.9	18.4	
Variation of the observer position for the luminaire distances S												
S = 1.0H S = 1.5H S = 2.0H		+2.3 / -0.7 +4.2 / -0.9 +6.0 / -1.1					+2.3 / -0.7 +4.2 / -0.9 +6.0 / -1.1					
Standard table		---					---					
Correction		---					---					
Summand		---					---					
Corrected Glare Indices referring to 660lm Total Luminous Flux												

Vivid Model Colour Temperature	2700K	3000K	3500K	4000K	Light Pink
 Reading			●	●	
 Fruits & Vegetables		●	●		
 Bakery	●				
 Retail		●	●		
 Cosmetics			●	●	
 Meat					●
 Fish				●	
 Seafood				●	●

High Chromatic LED

For commercial product showcasing.

Arkoslight offers, in some of its products, the possibility to incorporate a special LED designed to enhance the visual presentation of goods and products for commercial purposes.

This high-chromaticity LED is selected to highlight tones that encourage a positive psychological perception of the illuminated object.

The light source provides a more attractive and intense colour palette than a conventional LED. This is achieved through a specific LED configuration under a "special saturation parameter," allowing colours and textures to appear more vivid within the visible spectrum.

The diode and its phosphor coating are carefully selected for each application.

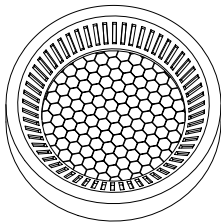


PRODUCT	
Model	Beam Mixer Diffuser
Reference	08050100
Category	Accessories

NOT SOLD SEPARATELY.

Beam Mixer Diffuser

The beam mixer diffuser reduces irregularities and distortions caused by parabolic, Fresnel lenses, or TIR collimators, ensuring a more uniform light distribution without significantly increasing beam length.

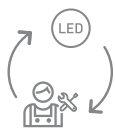


PRODUCT	
Model	Anti-glare Honeycomb Louver
Reference	08060000NT
Colour	NT ■ Textured black
Category	Accessories
NOT SOLD SEPARATELY.	



Anti-glare Honeycomb Louver

Accessory featuring a honeycomb structure designed to control the light beam, reduce glare, and prevent direct exposure to the light source.



Fuente de luz (LED) reemplazable por un profesional autorizado

Replaceable (LED only) light source by an authorized professional.

Source lumineuse (LED) remplaçable par un professionnel agréé

Sorgente luminosa (LED) sostituibile da parte di un professionista autorizzato

Austauschbare (LED) Lichtquelle durch einen autorisierten Fachmann



Equipo de control reemplazable por un profesional autorizado

Replaceable control gear by an authorized professional

Dispositif de commande remplaçable par un professionnel agréé

Alimentatore sostituibile da parte di un professionista autorizzato

Auswechselbares Betriebsgerät durch autorisierten Fachmann

Instrucciones para el final de vida y la eliminación de los componentes:

Instructions on end-of-life and component disposal:

Instructions pour la gestion des composants en fin de vie et leur mise au rebut :

Istruzioni per il fine vita e lo smaltimento dei componenti:

Anweisungen zur entsorgung der Leuchtenkomponenten:



Interrumpir la alimentación del aparato
Cut the power supply to the luminaire
Couper l'alimentation du luminaire
Interrompere l'alimentazione dell'apparecchio
Stromversorgung der Leuchte unterbrechen



Quitar la(s) fuente(s) de luz para el desecho
Remove light source(s) for disposal
Retirer la (les) source(s) lumineuse(s) pour l'élimination
Rimuovere la/le sorgente/e di luce per lo smaltimento
Lichtquelle(n) zur Entsorgung entfernen



Quitar la batería para el desecho
Remove the battery for decommissioning
Retirer la batterie pour sa mise au rebut
Rimuovere la batteria per la dismissione
Die Batterie ordnungsgemäß entsorgen



Quitar el equipo de control para el desecho
Remove control gear for disposal
Retirer le dispositif de commande pour l'élimination
Rimuovere l'alimentatore per lo smaltimento
Betriebsgerät zur Entsorgung ausbauen

Enviar los materiales a un centro de recogida RAEE
Send the materials to a WEEE collection centre
Envoyer les matériaux dans une déchetterie DEEE
Inviare i materiali ad un centro di raccolta RAEE
Die Materialien in einem WEEE-Zentrum entsorgen

